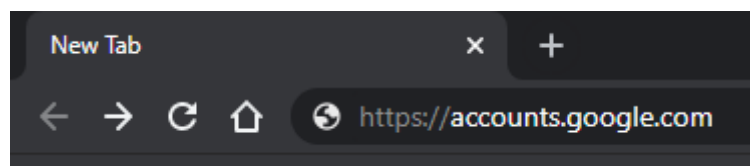


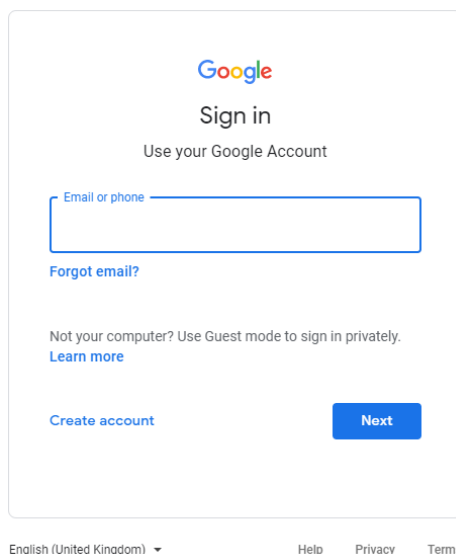
# Setting up Google Classroom at Home

As an option for distance learning, pupils will be able to access Google Classroom at home to complete school work. Assignments may be set as links for pupils to access, specific worksheets for pupils to complete or simply instructions on what work is to be completed by when. Pupils will get an email notification to their school Gmail account when they have been set work, and through the Google Classroom, which pupils should check daily. Below contains instructions on how to login to the Google Classroom at home.

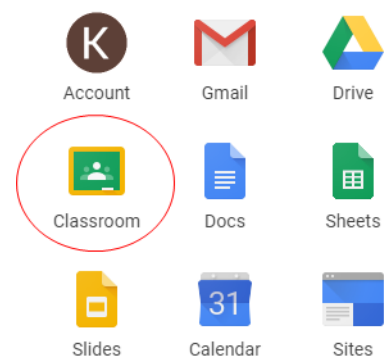
- 1) Open up a web browser - Google Chrome would be ideal but any browser would work
- 2) In the url box, type in: `accounts.google.com`



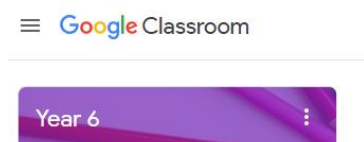
- 3) When you open the login page, type in your child's email address (these have been sent home with all pupils)- example- `Janet.Baker@solebayacademy.org`



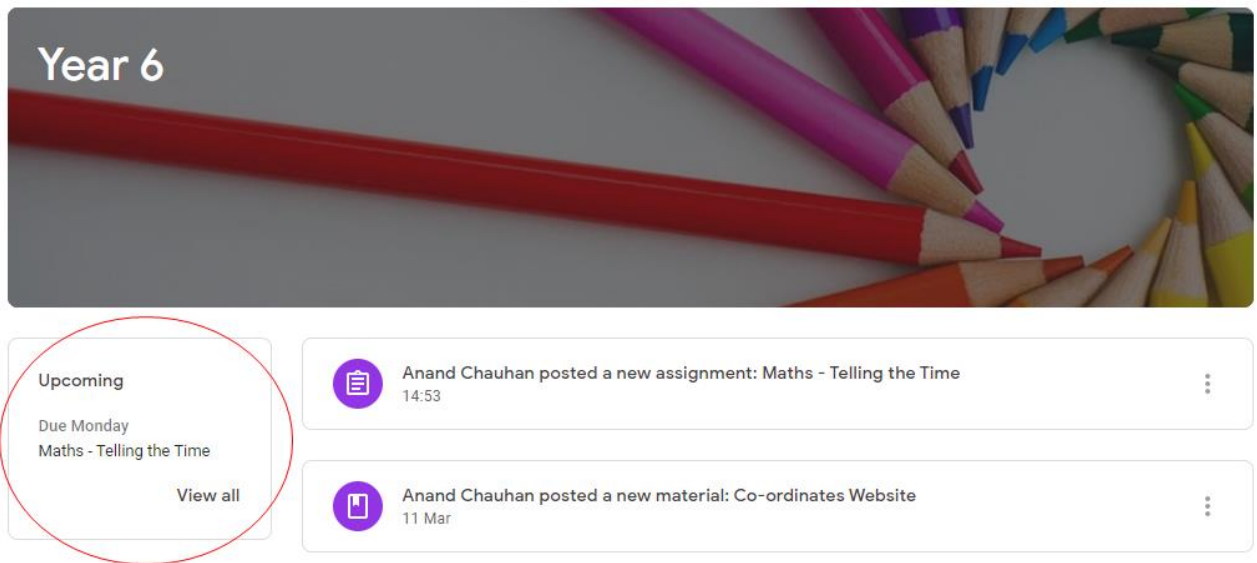
- 4) Click next and type in their password (which have also been sent home)
- 5) Once the page loads, a box will open in the top left corner, click on the icon that says "Classroom"



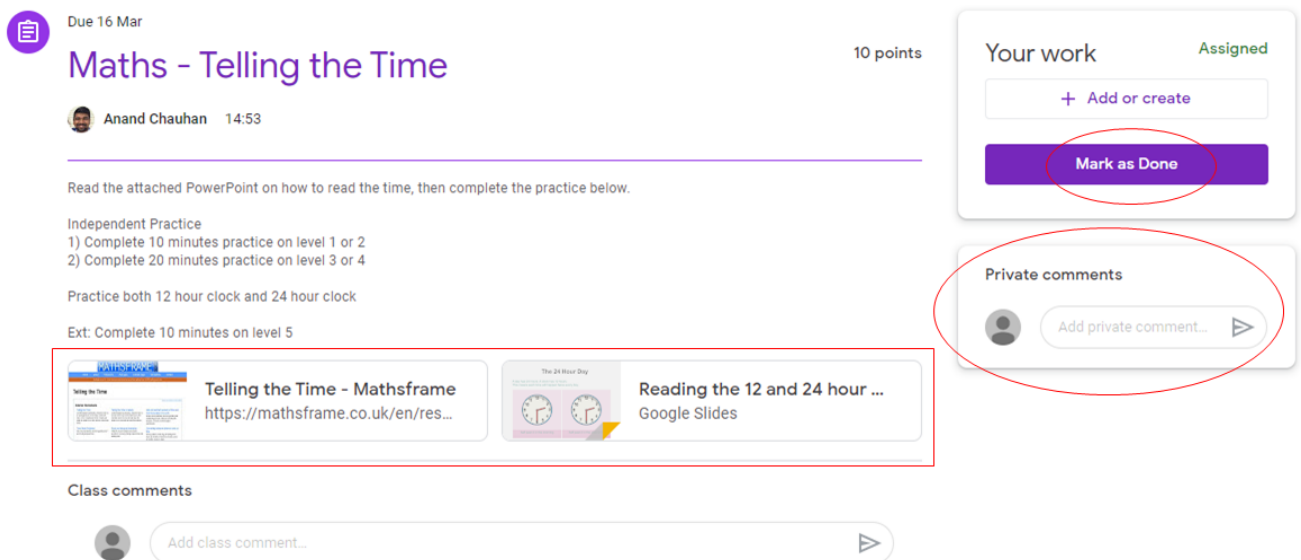
- 6) Click on the Classroom that appears



7) Any work that has been set should appear in the “Upcoming”



8) Clicking on the assignment then brings up the instruction page



9) Click on the links attached in the assignment to view them

10) Complete the assignment and then “Mark As Done”

11) If your child requires help that you are unable to give, they are encouraged to write a private comment to ask for specific help.